

SIM662WLDR



Product Family	Hob
Built-in	Traditional
Dimensions	60 cm
Power supply	Electric
Type	Induction
EAN code	8017709221942



Aesthetics



Colour	Black
Finishing	Glass
Aesthetics	Dolce Stil Novo
Material	Glass
Glass Type	Eclipse ceramic
Glass edge	Straight edge
Type of control setting	Multi Slider
Slider	Yes
Slider	White
Control knobs position	Front
Components finishing	Copper
Serigraphy colour	Grey

Programme / Functions



Total no. of cook zones	4
No. of induction cook zones	4
No. of cooking zones with booster	4
No. of Flexible zones	2
Main on/off switch	Yes
Power levels	9

Options



Multizone Option	Yes	Pause option	Yes
Flexible Zone Type	MultiZone	Minute minder	1
Standard cut out	490x560 mm	End of cooking acoustic alarm	Yes
Simmering Function	Yes	Residual time indicator	Yes
Keep warm automatic function	Yes	Show Room Demo Option	Yes
Melting/Low temperature cooking function	Yes	Control Lock / Child Safety	Yes
End cooking timer	4	Rapid level selection	Yes

Technical Features

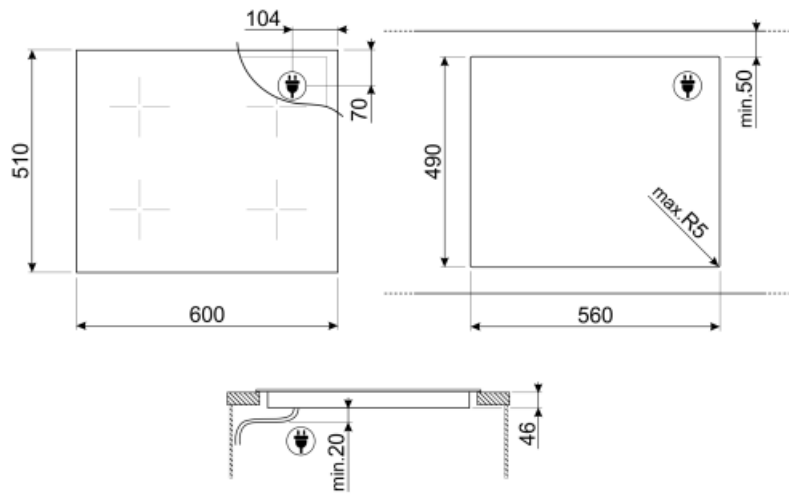


Front left - Induction - Multizone - 2.10 kW - Booster 3.60 kW - 18.0x23.0 cm
 Rear left - Induction - multizone - 2.10 kW - Booster 3.60 kW - 18.0x23.0 cm
 Rear right - Induction - Multizone - 2.10 kW - Booster 3.60 kW - 18.0x23.0 cm
 Front right - Induction - multizone - 2.10 kW - Booster 3.60 kW - 18.0x23.0 cm
 Multizone left - Booster 3.60 kW - 385x230 mm
 Multizone right - Booster 3.60 kW - 385x230 mm

Automatic setting according to pan dimension	Yes	Automatic switch off when overflow	Yes
Automatic pan detection	Yes, min 9 cm	Residual heat indicator	Yes
Permanent Automatic Pot Detection with indication of the relative control	Yes	Protection against accidental start up	Yes
Automatic switch off when overheat	Yes		

Electrical Connection

Nominal power (W)	7400 W	Type of electric cable	Single and Double phase
Current	33 A	Frequency (Hz)	50/60 Hz
Voltage (V)	220-240 V	Power supply cable length	150 cm
Voltage 2 (V)	380-415 V	Terminal Box	5 poles



Not included accessories



TPK

Stainless steel grill plate to cook
Teppanyaki dishes



SCRP



















Induction and ceramic hobs and
teppanyaki scraper



LGCN

Connecting Strip Built-in hobs, stainless
steel, 475/495 mm

Symbols glossary

	...		Power booster: option allows the zone to work at full power when very intense cooking is necessary.
	Standard installation: Traditional installation in tabletop, suitable for any kitchen sets		Child lock: some models are fitted with a device to lock the programme/cycle so it cannot be accidentally changed.
	The slider control panel allows you to adjust the power simply by passing your finger across the touch device.		Keep warm function: Keep warm function keeps the cooked food heated. In this mode the heating zone operates at a minimum capacity for 120 minutes and then turns off automatically.
	Overheat protection: The safety system that automatically turns off the hob in case of overheating of the control unit.		Induction: The work of these hobs is based on the principle of electromagnetic induction. The heat is generated directly in the bottom of the pan during its contact with the hob.
	Melting function, suitable for slowly melting delicate foods such as chocolate or butter.		Multizone: allows several pans to be used at once, large or small, offering freedom of placement and greater flexibility
	Overfill protection: The special overfill protection shuts down the stove in the presence of overflow of liquids.		...
	PAUSE_72dpi		Quick selection, with one touch cooking begins at the highest level, then automatically reduces after time. Ideal for dishes that require quick boiling and then continued cooking without constant control (eg beef broth).
	Indication of residual heat: After the glass ceramic hob is switched off the residual heat indicator shows which of the heating zones still remains hot. When the temperature drops below 60 ° C, the indicator goes out.		Simmering function: ideal for long-cooking recipes, preventing food from boiling over or sticking to the pan.
	Time elapsed: shows how long the cooking zone has been in use.		Timer: All ceramic hobs have a timer which automatically ends cooking after a preset time.