

PM6912WLDR



Product Family	Hob
Built-in	Traditional
Dimensions	90 cm
Power supply	Mixed
Type	Mixed
EAN code	8017709230494



Aesthetics



Colour	Black
Finishing	Glass
Aesthetics	Dolce Stil Novo
Material	Glass
Glass Type	Eclipse ceramic
Glass edge	Straight edge
Glass on Steel	Yes
Pan stands	Cast iron
Burners	Smeg Contemporary
Burners Material	Alluminium
Burner Coating	Black Ceram
Type of control setting	Control knobs
Slider	Yes
Control knobs position	Front
No. of controls	1
Controls colour	Black
Components finishing	Copper
Serigraphy colour	Grey
Alternative colours available	Stainless steel

Programme / Functions



Total no. of cook zones	5
No. of gas cook zones	1

No. of induction cook zones	4
No. of cooking zones with booster	4
No. of Flexible zones	2
Main on/off switch	Yes
Power levels	9

Options



Multizone Option	Yes	Pause option	Yes
Flexible Zone Type	MultiZone	Minute minder	1
Standard cut out	482-486x844-848 mm	End of cooking acoustic alarm	Yes
Simmering Function	Yes	Residual time indicator	Yes
Keep warm automatic function	Yes	Show Room Demo Option	Yes
Melting/Low temperature cooking function	Yes	Control Lock / Child Safety	Yes
End cooking timer	4	Rapid level selection	Yes

Technical Features



Centre left - Gas - UR - 6.00 kW

Rear centre - Induction - multizone - 2.10 kW - Booster 3.60 kW - 18.0x23.0 cm

Front centre - Induction - Multizone - 2.10 kW - Booster 3.60 kW - 18.0x23.0 cm

Rear right - Induction - multizone - 2.10 kW - Booster 3.60 kW - 18.0x23.0 cm

Front right - Induction - Multizone - 2.10 kW - Booster 3.60 kW - 18.0x23.0 cm

Multizone center - Booster 3.60 kW - 385x230 mm

Multizone right - Booster 3.60 kW - 385x230 mm

Automatic setting according to pan dimension	Yes	Automatic switch off when overheat	Yes
Automatic pan detection	Yes, min 9 cm	Automatic switch off when overflow	Yes
Permanent Automatic Pot Detection with indication of the relative control	Yes	Residual heat indicator	Yes
Gas safety valves	Yes	Protection against accidental start up	Yes
Automatic Ignition	Yes		

Accessories Included

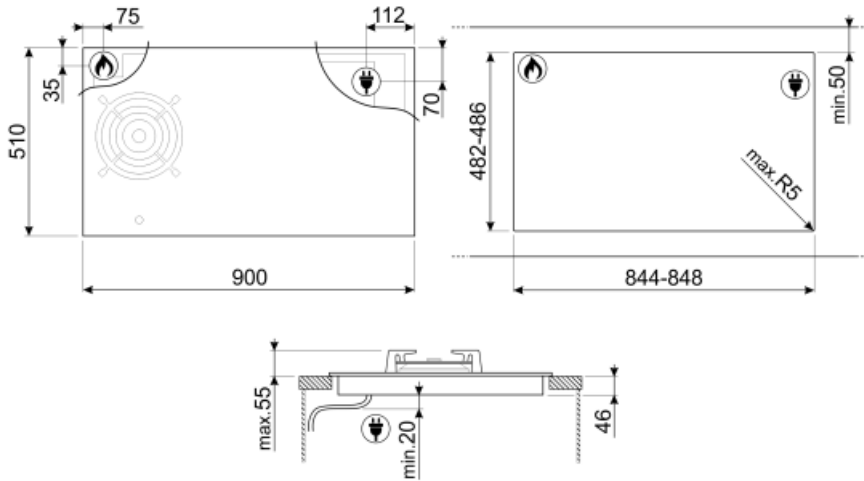
Cast iron wok support 1

Electrical Connection

Nominal power (W)	7400 W	Type of electric cable	Single phase
Current	33 A	Frequency (Hz)	50/60 Hz
Voltage (V)	220-240 V	Power supply cable length	120 cm
Voltage 2 (V)	380-415 V		

Gas Connection

Gas Type	G20 Natural gas	Other gas connections provided	Conical
Gas connection	Cilindrical	Gas connection rating (W)	6000 W
Other gas nozzles included	G30 GPL Liquid gas		



Not included accessories



WOKGHU
Cast-Iron WOK Support



TPK
Stainless steel grill plate to cook
Teppanyaki dishes
























GRW
Wok support



LGCN
Connecting Strip Built-in hobs,
stainless steel, 475/495 mm

Symbols glossary

	...		Power booster: option allows the zone to work at full power when very intense cooking is necessary.
	Standard installation: Traditional installation in tabletop, suitable for any kitchen sets		Heavy duty cast iron pan stands: for maximum stability and strength.
	Child lock: some models are fitted with a device to lock the programme/cycle so it cannot be accidentally changed.		The slider control panel allows you to adjust the power simply by passing your finger across the touch device.
	Small cut-out for easy installation		Reinforced base: A reinforced base, developed exclusively by Smeg, consists of a steel layer fixed to the underside of the glass surface of all gas on glass hobs.
	Keep warm function: Keep warm function keeps the cooked food heated. In this mode the heating zone operates at a minimum capacity for 120 minutes and then turns off automatically.		Overheat protection: The safety system that automatically turns off the hob in case of overheating of the control unit.
	Melting function, suitable for slowly melting delicate foods such as chocolate or butter.		Multizone: allows several pans to be used at once, large or small, offering freedom of placement and greater flexibility
	Overfill protection: The special overfill protection shuts down the stove in the presence of overflow of liquids.		...
	PAUSE_72dpi		Quick selection, with one touch cooking begins at the highest level, then automatically reduces after time. Ideal for dishes that require quick boiling and then continued cooking without constant control (eg beef broth).
	Indication of residual heat: After the glass ceramic hob is switched off the residual heat indicator shows which of the heating zones still remains hot. When the temperature drops below 60 ° C, the indicator goes out.		Simmering function: ideal for long-cooking recipes, preventing food from boiling over or sticking to the pan.
	Time elapsed: shows how long the cooking zone has been in use.		Timer: All ceramic hobs have a timer which automatically ends cooking after a preset time.
	Ultra rapid burners: Powerful ultra rapid burners offer up to 5kw of power.		