


# SI3842B



**Product Family**  
**Built-in**  
**Dimensions**  
**Power supply**  
**Type**  
**EAN code**

**Hob**  
**Ultra-low profile**  
**80 cm**  
**Electric**  
**Induction**  
**8017709161439**



## Aesthetics



<b>Colour</b>	Black
<b>Finishing</b>	Glass
<b>Aesthetics</b>	Universal
<b>Material</b>	Glass
<b>Glass Type</b>	Ceramic
<b>Glass edge</b>	Angled edge
<b>Type of control setting</b>	Touch control
<b>Control knobs position</b>	Front
<b>Serigraphy colour</b>	Grey

## Programme / Functions



<b>Total no. of cook zones</b>	4
<b>No. of induction cook zones</b>	4
<b>No. of cooking zones with booster</b>	4
<b>Main on/off switch</b>	Yes
<b>Power levels</b>	9

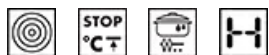
## Options



<b>Flexible Zone Type</b>	Bridge	<b>End of cooking acoustic alarm</b>	Yes
<b>Standard cut out</b>	480x730 mm		

End cooking timer	4	Residual time indicator	Yes
Minute minder	1	Control Lock / Child Safety	Yes
		Bridge option	Yes

## Technical Features

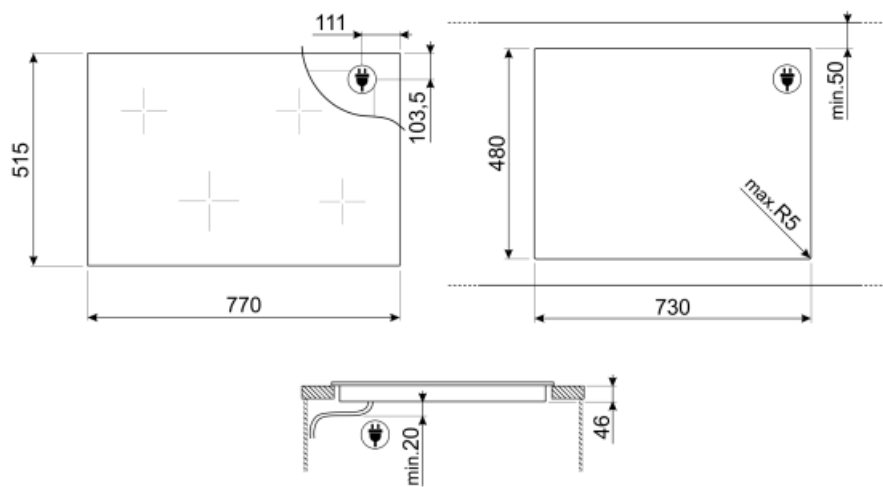


Front left - Induction - giant - 2.60 kW - Booster 3.70 kW - Ø 28.0 cm  
 Rear left - Induction - single - 1.40 kW - Booster 2.20 kW - Ø 14.5 cm  
 Rear right - Induction - single - 1.80 kW - Booster 3.00 kW - Ø 18.0 cm  
 Front right - Induction - single - 1.80 kW - Booster 3.00 kW - Ø 18.0 cm

Automatic setting according to pan dimension	Yes	Automatic switch off when overflow	Yes
Automatic pan detection	Yes	Residual heat indicator	Yes
Minimum pan diameter indication	Yes	Protection against accidental start up	Yes
Automatic switch off when overheat	Yes		

## Electrical Connection

Nominal power (W)	7400 W	Type of electric cable	Single and Double phase
Current	33 A	Frequency (Hz)	50/60 Hz
Voltage (V)	220-240 V	Power supply cable length	150 cm
Voltage 2 (V)	380-415 V	Terminal Box	6 poles



## Not included accessories

---



### TPK













Stainless steel grill plate to cook  
Teppanyaki dishes



### SCRP

Induction and ceramic hobs and  
teppanyaki scraper

## Symbols glossary

	Power booster: option allows the zone to work at full power when very intense cooking is necessary.		Ultra-low profile: Installation of product with flat edge - height of 1 mm.
	Child lock: some models are fitted with a device to lock the programme/cycle so it cannot be accidentally changed.		Giant zone: The giant zone offers extra space and flexibility.
	Overheat protection: The safety system that automatically turns off the hob in case of overheating of the control unit.		Induction: The work of these hobs is based on the principle of electromagnetic induction. The heat is generated directly in the bottom of the pan during its contact with the hob.
	Overfill protection: The special overfill protection shuts down the stove in the presence of overflow of liquids.		Indication of residual heat: After the glass ceramic hob is switched off the residual heat indicator shows which of the heating zones still remains hot. When the temperature drops below 60 ° C, the indicator goes out.
	Time elapsed: shows how long the cooking zone has been in use.		Timer: All ceramic hobs have a timer which automatically ends cooking after a preset time.
	Touch controls: Easy to use touch controls allow the appliance to be programmed at the touch of a button.		TWIN_ZONE_72dpi